INVESTOR BRIEFING · AUDCAD · EURUSD · GBPUSD

Meridian *Prime*

Earn. Protect. Grow.

IMPORTANT NOTICE

Disclaimer

Sterling Capital Technologies operates as a trading education and software company. We do not provide investment advice, trading signals, or discretionary account management, and we do not hold or manage client funds at any time.

Sterling Capital Technologies does not operate managed accounts, PAMMs, or investment funds. We introduce participants to independently vetted traders and A-Book brokerage partners, where clients may choose, at their own discretion, to connect their personal trading accounts to social trading strategies.

All information presented is provided strictly for educational and informational purposes. Performance data reflects historical results from independent traders. Past performance is not indicative of future results, and trading involves risk.

All client funds remain in segregated accounts held in the client's own name with the broker, with full control via MT4, MT5, or cTrader. Figures are gross returns and may be subject to performance fees. Consider your financial situation and risk tolerance before trading.

KEY TAKEAWAYS

A disciplined trader, *three major pairs*

Meridian Prime trades AUD/CAD, EUR/USD and GBP/USD, entering only when technical structure, fundamentals and momentum align. Controlled position sizing and a fixed stop on every pair keep losses small while winners develop.

5+ yrs	**3 pairs**	**4**	**+68.15%**
Trading client capital since January 2021	AUD/CAD, EUR/USD and GBP/USD	Stop losses taken in total since January 2021	2026 year to date, under the Sterling Capital Technologies banner

WHAT MERIDIAN TRADES

Three pairs, *one to three at a time*

PAIR 01

AUD/CAD

Commodity-linked cross, driven by oil and risk sentiment

PAIR 02

EUR/USD

The world's most traded currency pair

PAIR 03

GBP/USD

Deep liquidity across the London and New York sessions

- 15% stop loss on every pair traded
- 1 to 3 pairs open simultaneously

SECTION 02

Risk management *& drawdown control*

RISK MANAGEMENT

Fixed stops, *rarely hit*

15%	1–3	4	5–12%
Stop loss on each pair traded	Pairs traded simultaneously	Stop losses taken, Jan 2021 to Oct 2026	Historical average monthly gain range

Every position carries a 15% stop loss per pair. In more than five years of trading client capital, that stop has been hit only four times; the most recent, a 12.2% stop-out in 2026, is already absorbed in this year's +68.15%.

EXTREME SELECTIVITY

Selectivity is *the strategy*

20–30

Trades per month, from a small number of high-conviction setups

Meridian Prime only enters when technical structure, fundamentals and momentum align cleanly. There are often long periods with no open positions at all.

When a setup does occur, several trades may be executed within it. Monthly trade counts reflect a few chosen setups, not constant activity, which keeps market exposure and drawdowns contained.

SECTION 03 · THE RESULTS

2026 under the *Sterling Capital Technologies banner*

2026 YEAR TO DATE

+68.15%

Gain since joining Sterling Capital Technologies in December 2025, as of October 2026

2026 stop-out	12.2%
Stop-outs since Jan 2021	4
Average monthly (2026)	5.25%



SECTION 04 · ✓ MYFXBOOK VERIFIED

Verified data, *2021 to 2025*

Live monthly results taken directly from the trader's verified Myfxbook account, year by year.

Monthly results · *2021*

✓ MYFXBOOK VERIFIED

Monthly Analytics

2021 | 2022 | 2023 | 2024 | 2025 | 2026

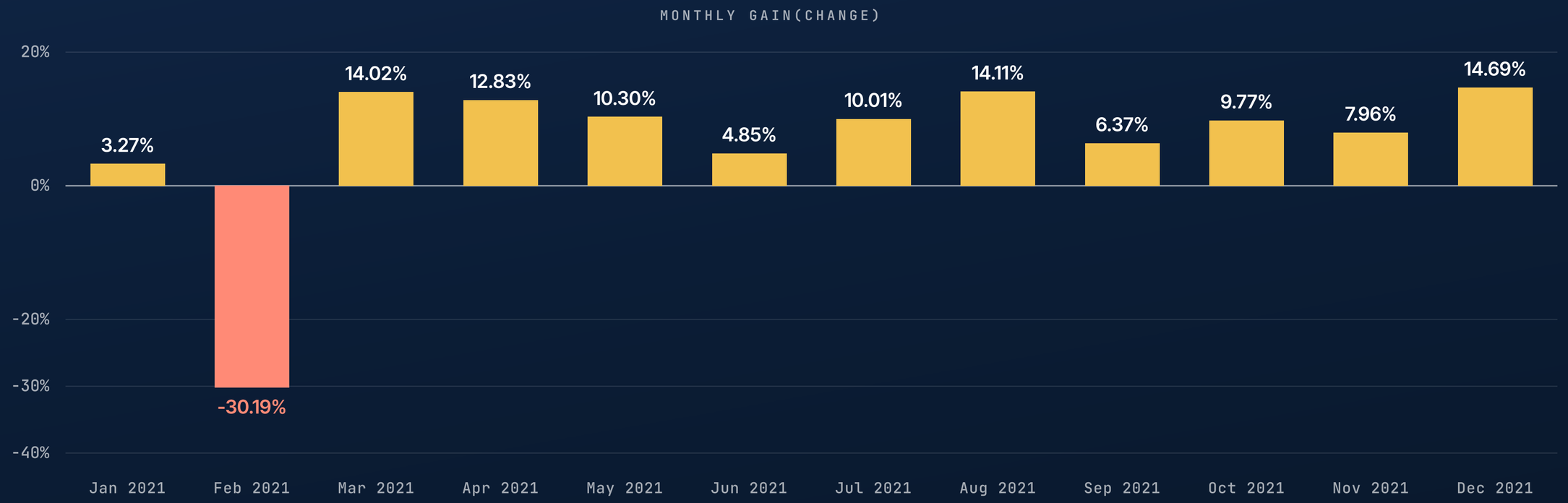

Source: Myfxbook. Real, live trading results

Monthly Gain (Change)

Monthly results · *2022*

✓ MYFXBOOK VERIFIED

Monthly Analytics | 2021 | 2022 | 2023 | 2024 | 2025 | 2026

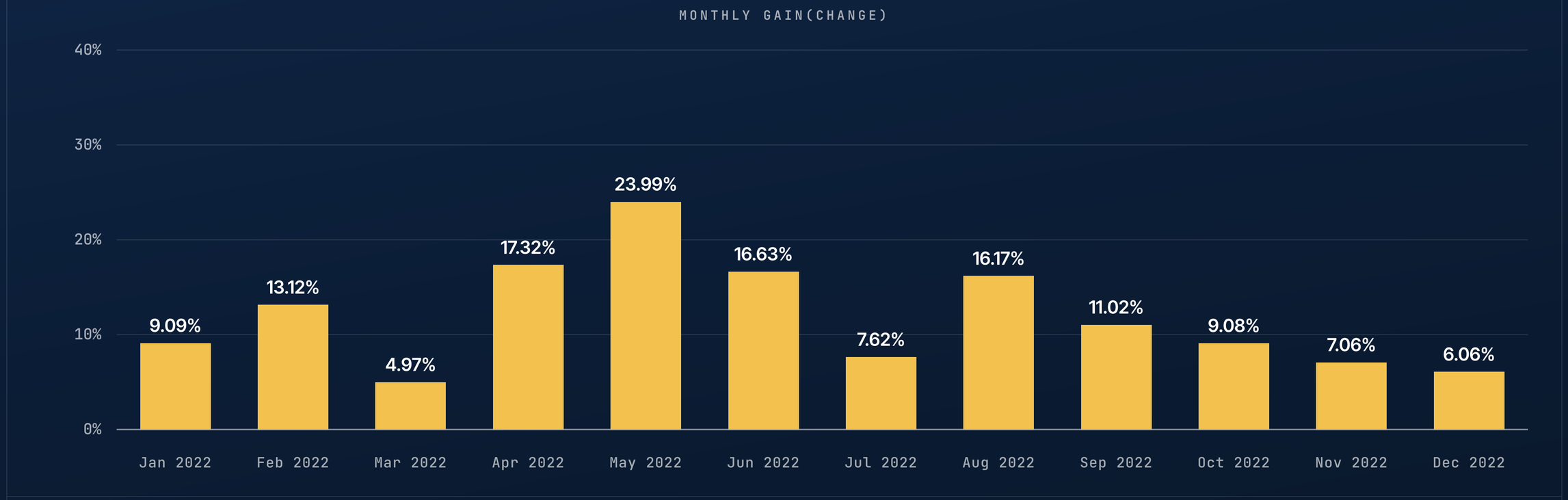

Source: Myfxbook. Real, live trading results

Monthly Gain (Change)

Monthly results · *2023*

✓ MYFXBOOK VERIFIED

Monthly Analytics | 2021 | 2022 | **2023** | 2024 | 2025 | 2026

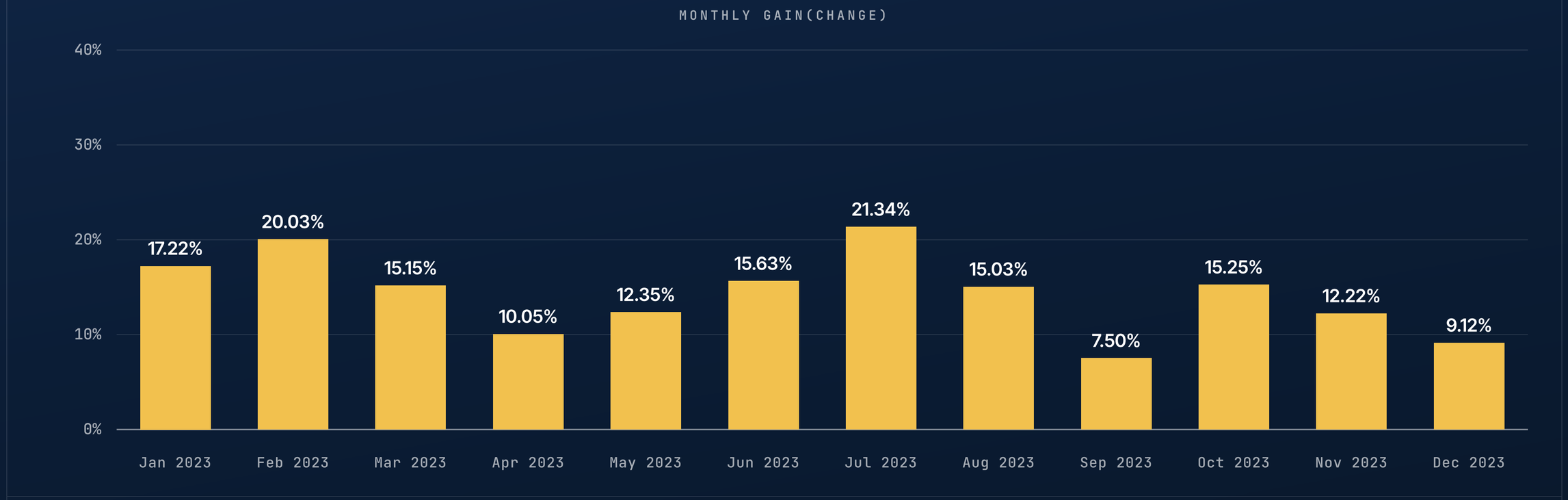

Source: Myfxbook. Real, live trading results

Monthly Gain (Change)

Monthly results · *2024*

✓ MYFXBOOK VERIFIED

Monthly Analytics | 2021 | 2022 | 2023 | 2024 | 2025 | 2026

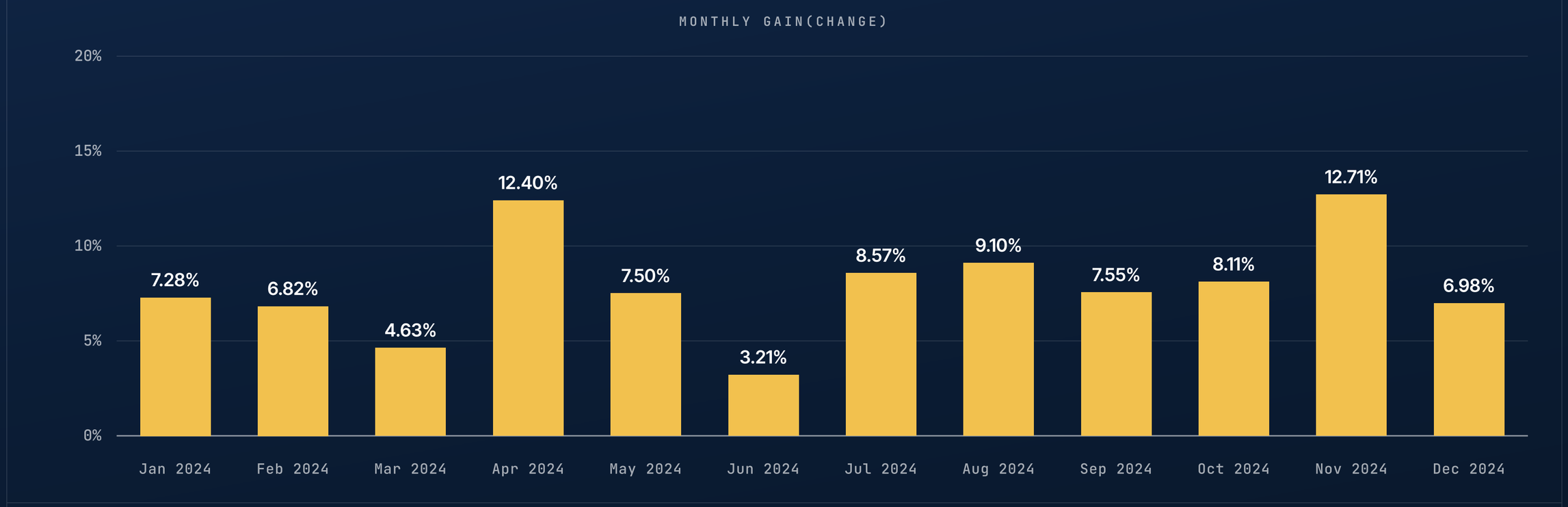

Source: Myfxbook. Real, live trading results

Monthly Gain (Change)

Monthly results · *2025*

✓ MYFXBOOK VERIFIED

Monthly Analytics | 2021 | 2022 | 2023 | 2024 | 2025 | 2026

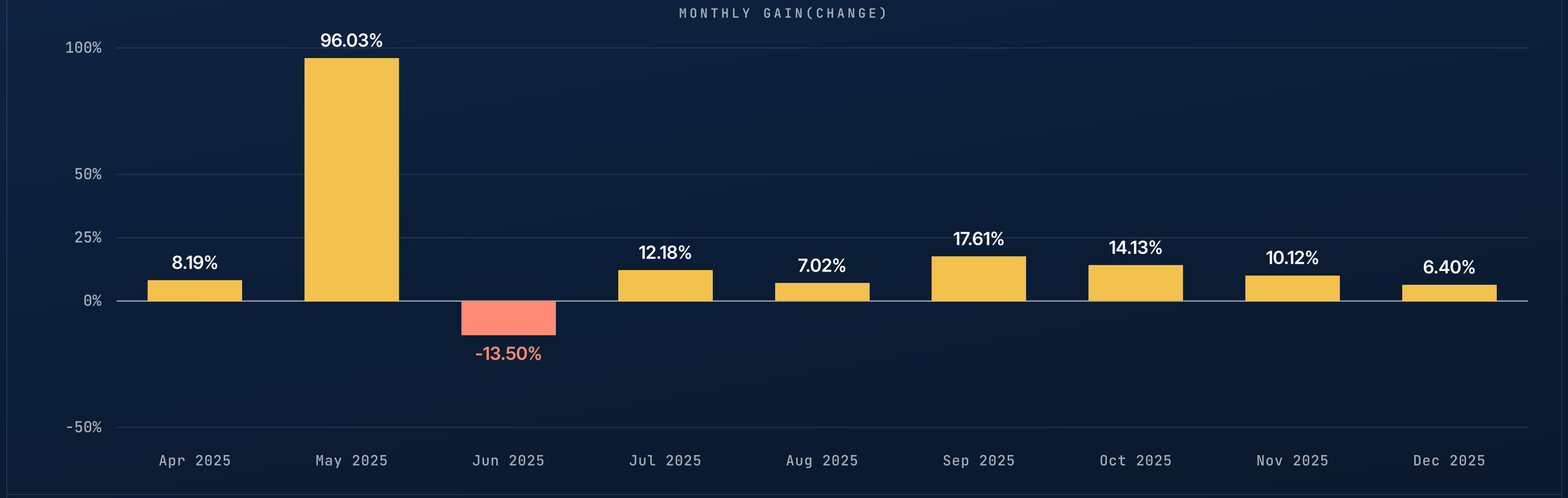

Source: Myfxbook. Real, live trading results

Monthly Gain (Change)

CHOOSE YOUR RISK

One strategy, *three risk levels*

STANDARD

Meridian Prime

1×

Meridian's own risk: 15% stop loss per pair

MODERATE

Prime Apex

2×

Twice the risk and twice the gain: 30% stop loss per pair

HIGH

Prime Zenith

3×

Three times the risk and gain: 45% stop loss per pair

PRIME APEX & PRIME ZENITH

Gains and losses *scale together*

	PRIME · 1×	APEX · 2×	ZENITH · 3×
Stop loss per pair	15%	30%	45%
The 2026 stop-out	-12.2%	-24.4%	-36.6%
Historical monthly range	5–12%	10–24%	15–36%

Apex and Zenith are offered only to participants who understand that a stop loss hits at 2× or 3× the size.

Illustrative simple multiples of Meridian Prime, before compounding and fees. Not a forecast.

ILLUSTRATIVE EXAMPLE · NOT A RECOMMENDATION

Diversification example: all four

EXAMPLE TOTAL

$1,300,000

Sentinel

Low risk

Gold strategy with $30M in capital trading behind it

ALLOCATION

$400,000

Meridian Prime

Low risk

AUD/CAD, EUR/USD and GBP/USD, five-plus years verified

ALLOCATION

$400,000

Sterling Vantage

Low · Hedged

Hedged, lower-risk strategy

ALLOCATION

$400,000

Oracle A.I.

Med-high

AI-driven strategy at medium-high risk

ALLOCATION

$100,000

Heavier weight on the low-risk core, smaller allocation to higher risk. Size each to your own risk tolerance.

NOT FINANCIAL ADVICE

TRANSPARENCY & NEXT STEPS

Connect with *our team*

To protect the trader's privacy, his personal Myfxbook link is not shared. Results are verified on the official Sterling Capital Technologies Myfxbook profile.

myfxbook.com/members/SterlingCapTech →

sterlingcapital.tech →