INVESTOR BRIEFING · XAUUSD

The Sentinel *Suite*

Earn. Protect. Grow.

IMPORTANT NOTICE

Disclaimer

Sterling Capital Technologies operates as a trading education and software company. We do not provide investment advice, trading signals, or discretionary account management, and we do not hold or manage client funds at any time.

All information presented here and on the Sterling Capital Technologies website is provided strictly for educational and informational purposes only.

The performance data shared reflects historical results from independent traders and is presented for transparency and educational insight. These results are not a guarantee of future performance, and trading involves risk. Past performance is not indicative of future results.

Sterling Capital Technologies does not operate managed accounts, PAMMs, or investment funds. We do not trade on behalf of clients. Instead, we introduce participants to independently vetted traders and A-Book brokerage partners, where clients may choose, at their own discretion, to connect their personal trading accounts to social trading strategies.

All client funds remain in fully segregated accounts held in the client's own name with the broker. Participants maintain full control at all times, including the ability to open, modify, or close trades via MT4, MT5, or cTrader platforms.

Performance figures referenced are gross returns and may be subject to applicable performance fees. Participation is entirely optional; consider your financial situation and risk tolerance before trading.

KEY TAKEAWAYS

One trader, one Expert *Advisor*

Sentinel is managed by one trader and powered by a **proprietary Expert Advisor (EA)**, with an element of AI in trade execution.

The EA runs only while the trader is awake and actively monitoring: it is **never left unattended**. The trader is highly risk-averse and will wait weeks between trades when conditions are not optimal.

IRAN CONFLICT

No trades executed during the first two weeks: conditions were unsuitable.

CHRISTMAS PERIOD

Trading fully paused mid-December to mid-January through thin-volume markets.

TRACK RECORD

A disciplined live track *record*

1	$30M+	~78%	1:2.5
losing month since 2024 (to 14 October 2026)	trading equity across multiple brokers	historical win rate with contained losses	approximate risk-to-reward per trade

The strategy trades exclusively on **XAUUSD (Gold)**. The EA waits for high-probability setups, then executes a rapid trade that opens and closes within **5–60 seconds**.

Every position carries a very tight stop-loss, a predefined take-profit, and an approximate risk-reward ratio of 1:2.5.

SECTION 01

Risk management & *drawdown protection*

DRAWDOWN PROTECTION

Built to protect capital *first*

Sentinel carries a **30% account-level hard stop-loss**. It has **never been triggered** since live trading began in January 2024.

Tight trade-level risk controls apply: losses are closed well before approaching the Sentinel threshold.

Sentinel fully recovered and returned to profit **within six weeks**.

AUGUST 2025 DRAWDOWN

Sentinel
largest floating ~10%

−3.64%

SINGLE-TRADE RISK · 2026

Favorable asymmetry, by *design*

Sentinel

Largest loss	0.40%
Typical win	0.70–1.0%+

Sentinel is a **safe-haven allocation** with low volatility.

Actual risk per trade is typically lower than these example figures, depending on setup and market conditions at entry.

ESSENTIAL INSIGHTS

Trade frequency is intentionally *low*

3–10

TRADES PER MONTH

The Sentinel Suite takes only three to ten high-conviction trades per month. The priority is always **quality over quantity**.

Extreme selectivity, ultra-short holding periods, strict capital preservation and constant supervision have produced only one losing month since inception in 2024.

The following pages present verified Myfxbook data for Sentinel.

SECTION 02 · MYFXBOOK VERIFIED

Verified data *for Sentinel*

Real, live monthly results taken directly from the trader's verified Myfxbook account.

MONTHLY GAIN · VERIFIED MYFXBOOK DATA

Sentinel *2024*

✓ MYFXBOOK VERIFIED

Monthly Analytics | 2024 | 2025 | 2026

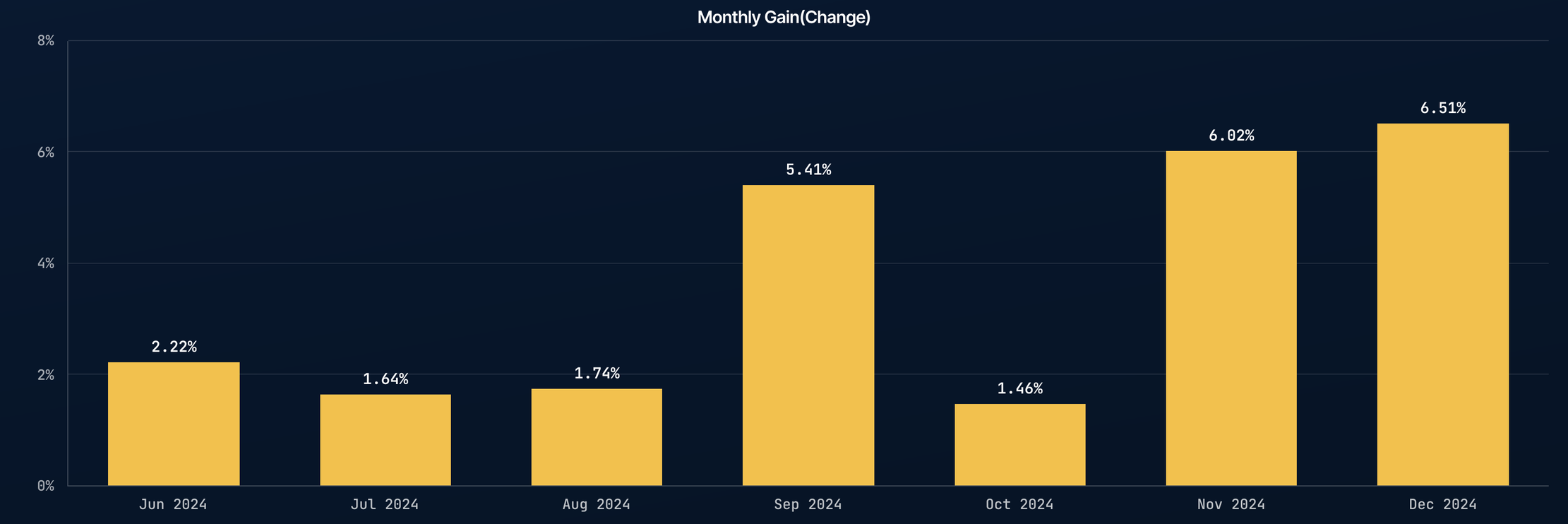

Source: Myfxbook. Real, live trading results

Monthly Gain (Change)

MONTHLY GAIN · VERIFIED MYFXBOOK DATA

Sentinel *2025*

✓ MYFXBOOK VERIFIED

Monthly Analytics | 2024 | 2025 | 2026

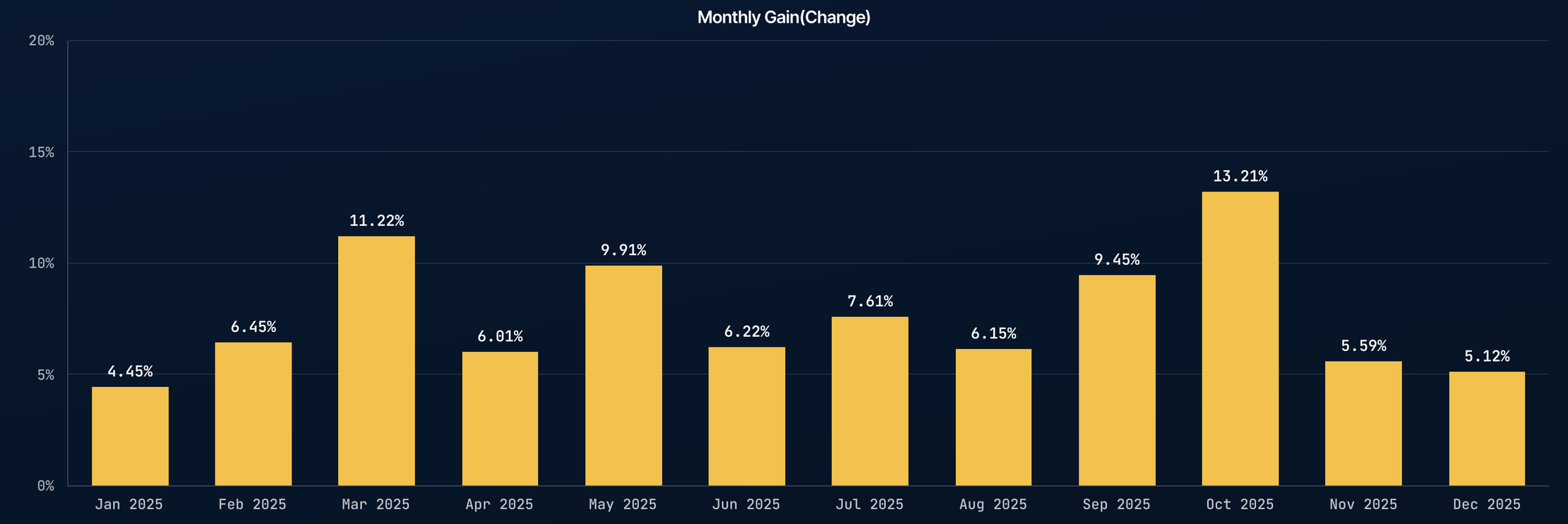

Source: Myfxbook. Real, live trading results

Monthly Gain (Change)

SOURCE: MYFXBOOK, LIVE TRADING

MONTHLY GAIN · VERIFIED MYFXBOOK DATA

Sentinel *2026 YTD*

✓ MYFXBOOK VERIFIED

Monthly Analytics | 2024 | 2025 | 2026

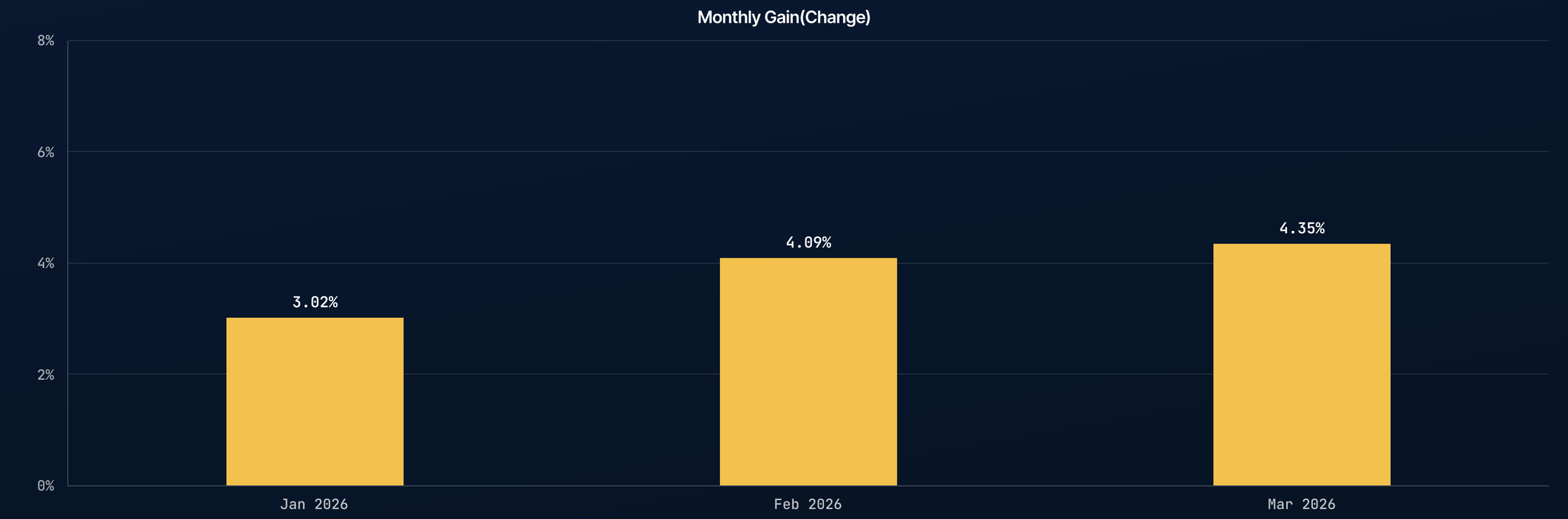

Source: Myfxbook. Real, live trading results

Monthly Gain (Change)

TRANSPARENCY & VERIFICATION

Independently verified, fully *transparent*

The trader has operated under the Sterling Capital Technologies brand since December 2025, following extensive live testing, with verified proof-of-concept results available since summer 2025.

The monthly charts in this deck come directly from the trader's verified Myfxbook account and reflect real, live results since 2024.

To protect the trader's privacy, the personal Myfxbook link is not displayed; all data is verified on the official Sterling Capital Technologies Myfxbook profile.

VERIFIED ACCOUNT · AERON MARKETS

Sentinel MetaTrader 5

myfxbook.com/portfolio/sentinel/12089755

ILLUSTRATIVE EXAMPLE · NOT A RECOMMENDATION

Diversification example: all *four*

EXAMPLE TOTAL

$1,300,000

Sentinel

LOW RISK

XAUUSD core; $30M trading behind it.

ALLOCATION

$400,000

Meridian Prime

LOW RISK

AUD/CAD; 5+ years verified consistency.

ALLOCATION

$400,000

Sterling Vantage

LOW · HEDGED

EUR/USD hedging; £8M+ behind it.

ALLOCATION

$400,000

Oracle A.I.

MED-HIGH

A.I.-amplified EUR/USD; hedged.

ALLOCATION

$100,000

Illustration only: not a suggested allocation. **The choice is yours.**

NOT FINANCIAL ADVICE

CONNECT WITH OUR TEAM

Contact *us*

Earn. Protect. Grow.

sterlingcapital.tech →